Viet Nam

Navitas Global Student Flows Model

Confidential

navitas

2019 starting point

IAR by 2019

6.4%

Outbound by 2019

126K

CAGR: 2010-19

12.11%

How many people will there be?

Target population (18-22)

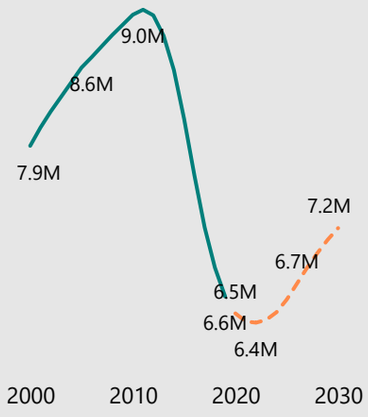

How much money will they have?

GDP per capita PPP real

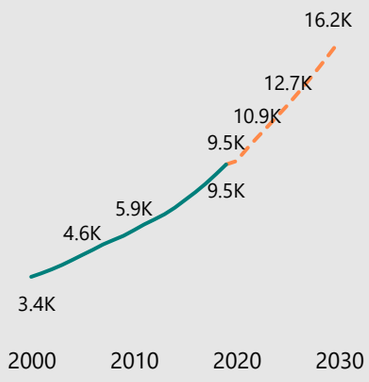

How many will do tertiary study?

Gross enrolment ratios (GER)

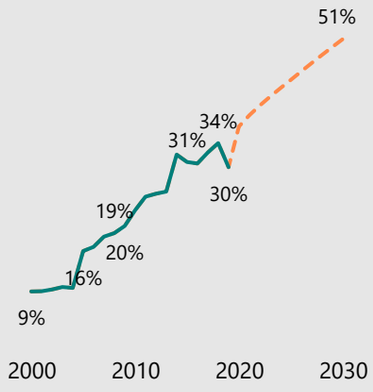

What will be the preference to study overseas?

International access rates (IAR)

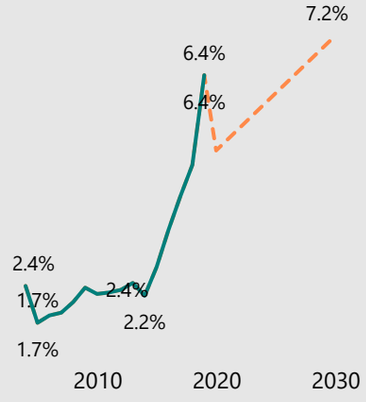

How many will do so overseas?

Number of outbound students

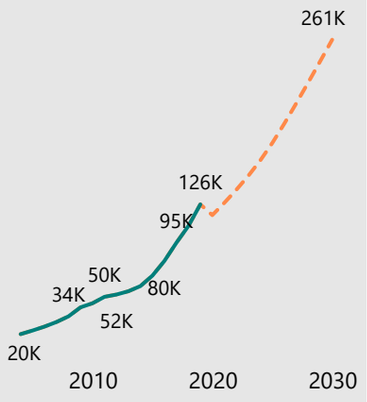

2030 end point

IAR by 2030

7.2%

Outbound by 2030

261K

CAGR: 2020-30

8.33%

Where will they go?

English speaking destinations

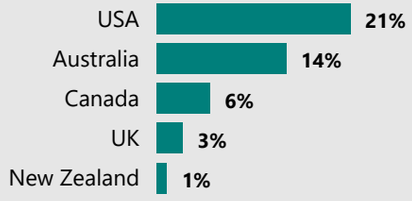

Non-English speaking destinations

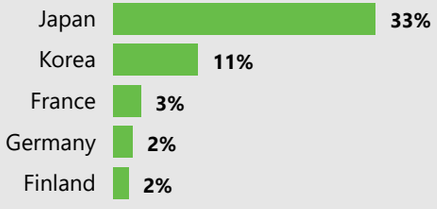

What will they study?

Student Enrolment (Canada)

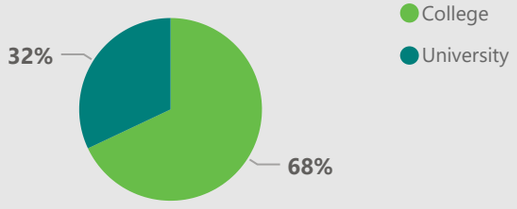

Filed of education (Canada)

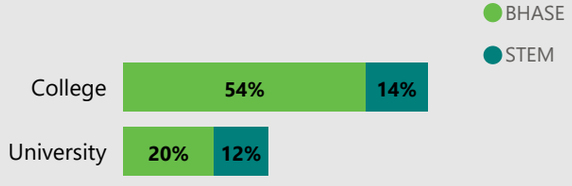

Level of study (Canada)

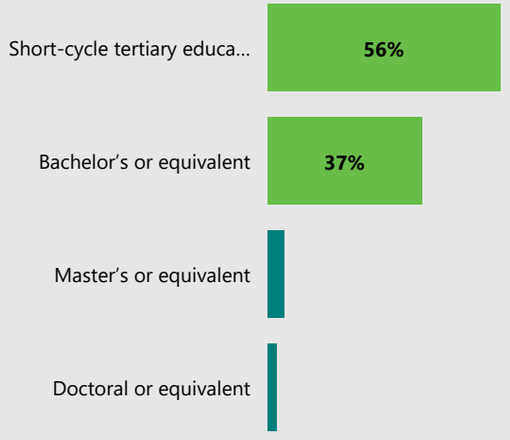

What will drive their choice?
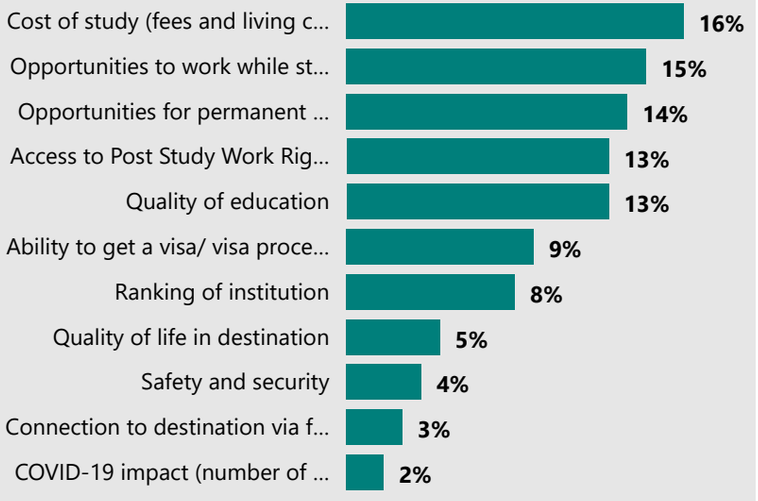
Factors influencing (Agent survey results)